

KENDRIYA VIDYALAYA PORBANDAR
AUTUMN BREAK HOMEWORK
SESSION 2023-24
GRADE - I SUBJECT - ENGLISH

Encourage the children to use simple words, phrases and sentences like: -

- May I go to play?
- May I borrow your pencil / eraser / sharpener?
- I have finished my work.
- Madam, may I go to the washroom?
- Madam, may I go to drink water?
- Madam, may I come in please?
- Madam, may I go to wash my hands?
- Madam, may I sit in the front row as I can't see from the back?
- Madam, please repeat the concept as I'm unable to understand it.
- Madam, I have lost my shoes / blazer / tiffin box / water bottle etc.
- Madam, I came late as I missed my bus.
- Madam, I'm sorry. I have forgotten to bring my book, note book, pencil / eraser / drawing book
- Madam, may I borrow a pencil / eraser / ruler etc. from my partner as I've forgotten to bring it today.
- I am sorry for the delay.
- Could you please shut the door?

Use of magic words like excuse me, sorry, thanks, please.



- When asking for something, say "Please."
- When receiving something, say "Thank you".
- If you need to get somebody's attention right away, the phrase "excuse me" is the most polite way for you to enter the conversation.
- When you have any doubt about doing something, ask permission first. It can save you from many hours of grief later.
- When you have spent time at your friend's house, remember to thank his or her parents for having you over and for the good time you had.
- Knock on closed doors and wait to see if there's a response before entering.

Children can be encouraged to use simple words and sentences at home also. For example -

- Mummy, can I help you in the kitchen?
- Mummy, can I lay the table today?
- Mummy, should I help you wash the dishes today?
- Papa, can I help you wash the car?
- Grandma, should I help you in your work?
- Mummy, can I get you a glass of water?
- Papa, I'm sorry I was rude to you.
- Papa, please teach me how to ride a bicycle.
- Mummy, should I cut the salad today?
- Mummy, can you teach me to make cold coffee please?
- Didi, can you help me find my English notebook?
- Wishing people properly - Hello Uncle / Aunty how are you?
- Wishing parents and elders - Good Morning, Good Evening.

MY FITNESS CHECKLIST

	Exercise	6-8 glasses of water	Hand washing	Healthy food	8 hours of sleep
Monday					
Tuesday					
Wednesday					
Thursday					
Friday					
Saturday					
Sunday					







Kendriya Vidyalaya Porbandar

Class 1 Name -
home work

subject - maths holiday

1 Look at the pictures ,count and circle the correct number .

	3	2	1
	3	4	5
	3	1	2
	5	3	4

2. Write numbers in words.

1 = One

2 = Two

3 =
Three

4 = Four

5 = Five

_____	_____	_____	_____
_____	_____	_____	_____
_____	_____	_____	_____
_____	_____	_____	_____

3. Write after number

A)

6	
---	--

b)

7	
---	--

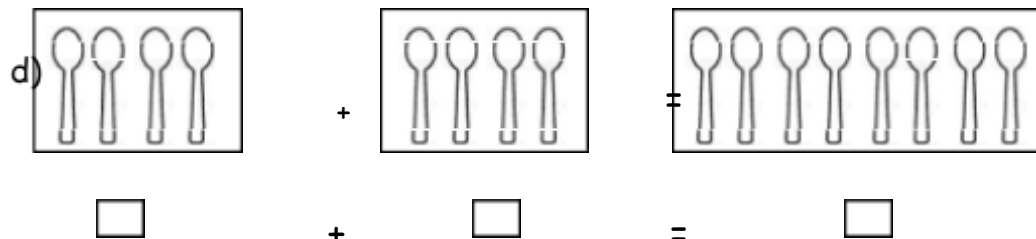

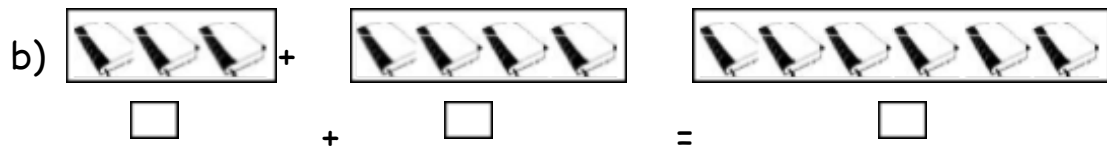
c)

8	
---	--

d)

5	
---	--

4. Count the diagrams and fill the blanks.



5. Write before number

A)

	6
--	---

b)

	8
--	---

c)

	9
--	---


d)

	7
--	---

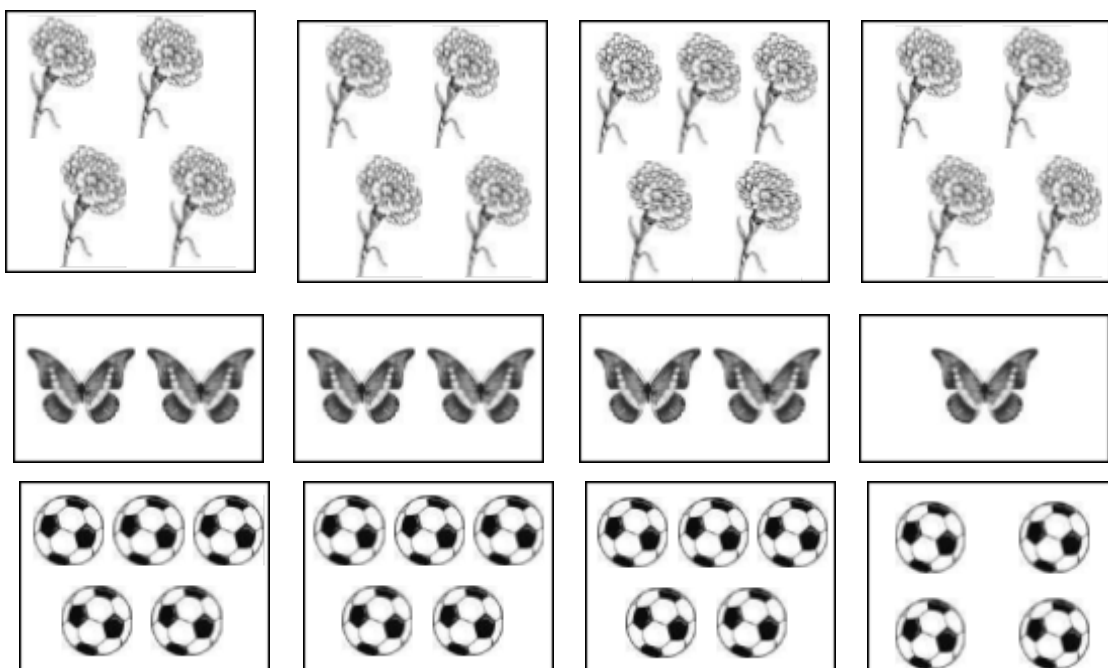
6. Write Next numbers





1	2			
5	4			

7. count and write



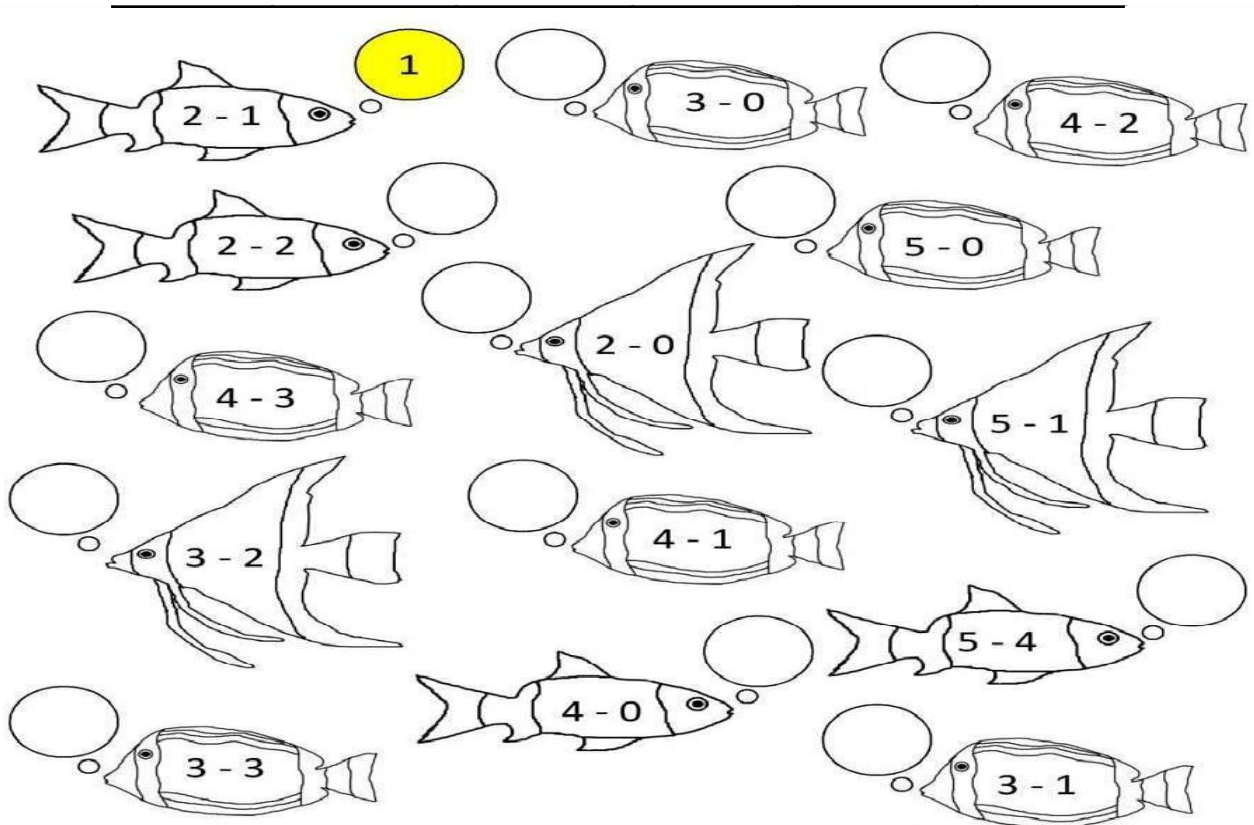
8. Identify and colour the different picture



7	
6	
8	
9	



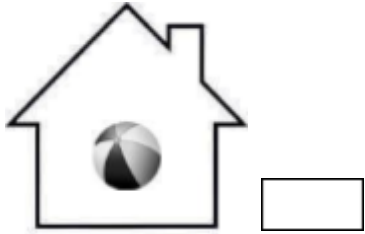
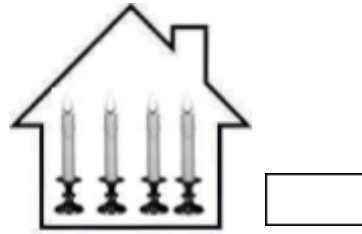
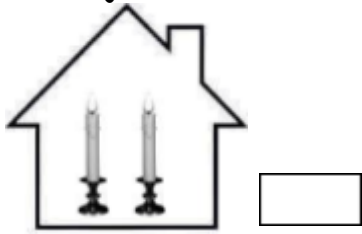
9. Colour the picture using colour code.

Colour Code

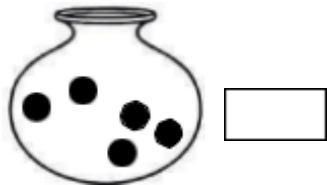
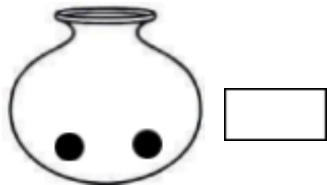



0	1	2	3	4	5
Red	Yellow	Blue	Green	Orange	Pink

10. Less objects (✓) mark



11. More objects (✓) mark



12. Colour the picture. Colour code

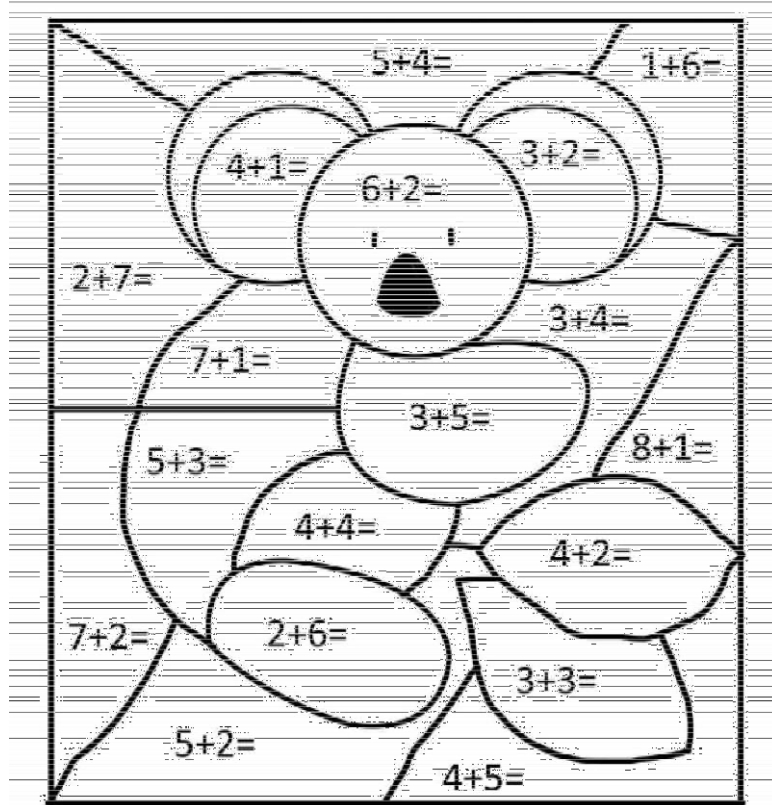
Colour code 5 - pink

6 - green

7 - brown

8 - grey

9 - blue



CLASS-I

AUTUMN BREAK HOMEWORK

SUBJECT: EVS

1. PASTE A PICTURE OF DIFFERENT PLANTS AND ANIMALS AND WRITE THEIR NAMES.
2. MAKE A DRAWING OF SEASONS AND CLOTHES.
3. DAILY WATER THE PLANTS AND FEED ONE ANIMAL.
4. DRAW AND WRITE THE BODY PART'S NAME.

